

7865-169



**ALI School**



**Special Qur-aan Classes**

**Lessons-2**

# Tajweed Course -- Curriculum

1. Aadaab of Tilaawat-e-Qur-aan
  2. Definition of Tajweed & Tarteel
  3. Introduction to Arabic Alphabets
  4. The Makhaarij of Letters
  5. Tajweed Rules of Color Coded Qur-aan
  6. Rules of Qalqala
  7. Rules of Noon & Meem Mushaddadah
  8. Rules of Letter Meem Saakin
- (Complete Curriculum in Lesson-1 ...)

# 1. Aadaab of Tilaawat-e-Qur-aan

17. Read Salawat before and after reciting the Qur-aan.

18. Always start the recitation with Ta'awwuz

أَعُوذُ بِاللَّهِ مِنَ الشَّيْطَانِ الرَّجِيمِ

(Sura Nahal : 98)

19. And then ... بِسْمِ اللَّهِ الرَّحْمَنِ الرَّحِيمِ

[Surah-e-Al-Hamd:1, Surah-e-Naml:30]

### 3. Introduction to Arabic Alphabets

#### مفرد حروف

ایک خاص شکل اور خاص آواز کے نام کو حرف کہتے ہیں۔ حروف کے آپس میں ملنے سے لفظ بنتے ہیں۔ ان حروف کو حروف تہجی کہتے ہیں۔ عربی زبان میں کل ۲۹ حروف تہجی ہیں۔  
بچے کو بتائیں کہ حروف تہجی کا اردو کی طرح الف۔ بے۔ تے۔ ثے۔ جیم۔ ہے۔  
تے تلفظ کرنا درست نہیں ہے۔ بلکہ الف۔ یا۔ تا۔ ثا۔ جیم۔ جا۔ خا پڑھنا چاہیے۔ اسی طرح بچے کو بتائیں کہ جن حروف پر مد کا نشان ( ) آیا ہے انہیں کھینچ کر پڑھے۔

The Arabic Alphabets should be pronounced as shown in the diagram on the right.

الف	با	تا	ثا	جیم
ح	خ	دال	ذال	را
زا	سین	شین	ص	ضاد
طا	ظا	عین	غین	فا
قا	کاف	لام	میم	نون
واو	ها	همزه	یا	یامے

# Arabic Alphabets are divided into 3 Divisions:

## I. Division One has two Groups:

1. Letters that end with Alif (12)
2. Letters that end with 2 Natural Saakinain (15)

## II. Division Two has two Groups:

1. Shamsi (Sun) Letters (14) .....

الشَّمْسُ

2. Qameri (Moon) Letters (14) .....

القَمَرُ

Lesson-1

## III. Division Three has 10 Groups:

Lessons 2-6

## Div-I (1) Letters that end with Alif (stretch for 2 short vowel)

فا = ف

ها = ه

يا = ي

را = ر

زا = ز

طا = ط

ظا = ظ

با = ب

تا = ت

ثا = ث

حا = ح

خا = خ

## Div-I (2) Letters that end with 2 Natural Saakinain (stretch for 6 short vowel)

ل = لَامُ	ع = عَيْنُ	س = سَيْنُ	ج = جِيمُ
م = مِيمُ	غ = غَيْنُ	ش = شَيْنُ	د = دَالُ
ن = نُونُ	ق = قَافُ	ص = صَادُ	ذ = ذَالُ
و = وَأُو	ك = كَافُ	ض = ضَادُ	

Those letters from the above that come in the beginning of the Surah are called Hurooful Muqatta'at

## Div-II (1) Shamsi Letters are 14

Rule: When reading  
drop "Laam"

الشَّمْسُ

Rule: When connecting  
with previous letter  
drop "Alif" & "Laam"

والشَّمْسُ

ل = لَامُ  
ن = نُونُ

س = سَيْنُ

ش = شَيْنُ

ص = صَادُ

ض = ضَادُ

ط = طَا

ظ = ظَا

د = دَالُ

ذ = ذَالُ

ر = رَا

ز = زَا

ت = تَا

ث = ثَا



# Practice Shamsi Letters

- Please identify the Shamsi Letters in Surah-e-Fateha:
  - Remember the rules of Shamsi Letters??

Rule: When reading the word drop "Laam"

الشَّمْسُ

Rule: When connecting with previous letter drop "Alif" & "Laam"

وَالشَّمْسُ

## Practice Shamsi Letters



## Al-Huroof ash-Shamsiyyah, The Sun Letters

HARF	1	2	3	4	5
تَا	مُ التَّكَاثُرُ	التَّكَاثُرُ	وَالْتَّيْنِ	التَّيْنِ	
ثَا	وَالثَّمَرَاتِ	الثَّمَرَاتِ	الثَّوَابِ	وَالثَّوَابِ	

## Al-Huroof ash-Shamsiyyah, The Sun Letters

HARF	1	2	3	4	5
د	الْدَّارُ	الْدَّاعِي	الْدَّهْرُ	الْدَّمُ	الْدِّينُ
ذ	الذُّنُوبَ	الذَّارِيَاتِ	الذِّكْرِ		
را	الرَّحِيمِ	الرَّسُولُ	الرَّسِّ	الرَّمَانَ	الرُّوحُ
زا	الرَّيُّونَ	وَالرَّيُّونِ	فَالرَّاجِرَاتِ	الرَّيْنَةَ	

## Al-Huroof ash-Shamsiyyah, The Sun Letters

HARF	1	2	3	4	5
س	السَّمَاوَاتِ	السَّمَاءِ	السَّبْتِ	السِّحْرِ	السَّبِيلِ
ش	الشَّمْسِ	الشَّهَادَةِ	الشَّيْطَانِ		
ص	الصُّلْحِ	الصَّمَدِ	الصَّيْدِ		
ض	الضُّعْفَاءِ	الضَّبَّانِ	الضَّرَّاءِ		

## Al-Huroof ash-Shamsiyyah, The Sun Letters

HARF	1	2	3	4	5
طا	الطَّاعُوْتُ	الطَّلَاقُ	الطَّارِقُ	الطُّورُ	الطَّيْرُ
ظا	الظَّالِمُ	الظَّنُّ			
ل	اللَّوَامَةُ	وَاللَّيْلِ	بِاللَّغْوِ	اللَّطِيفُ	النِّكَاحِ
ن	النَّفَّاثَاتِ	وَالنَّازِعَاتِ	النَّاشِرَاتِ	النِّسَاءِ	النَّفْسِ

## Div-II (2) Qameri Letters are also 14

Rule: When reading  
the word drop  
nothing

الْقَمَرُ

Rule: When connecting  
with previous letter  
drop only "Alif"

وَالْقَمَرُ

م = مِيمٌ

ع = عَيْنٌ

ء

و = وَاوٌ

غ = غَيْنٌ

ب = بَاءٌ

ه = هَاءٌ

ف = فَاءٌ

ج = جِيمٌ

ي = يَاءٌ

ق = قَافٌ

ح = حَاءٌ

ك = كَافٌ

خ = خَاءٌ

# Practice Qameri Letters

1. Please identify the Qameri Letters in Surah-e-Fateha:
  - Remember the rules of Qameri Letters??

Rule: When reading  
the word drop  
nothing

الْقَمَرُ

Rule: When connecting  
with previous letter  
drop only "Alif"

وَالْقَمَرُ



## Practice Qameri Letters



## Al-Huroof al-Qamariyyah, The Moon Letters

HARF	1	2	3	4	5
ع	الْأَمْثَالُ	الْأَحَادِيثُ	وَالْأَسْبَابُ		
با	الْبَلَدُ	الْبَيْتُ	وَالْبَاطِلُ		

## Al-Huroof al-Qamariyyah, The Moon Letters

HARF	1	2	3	4	5
ج	الْجَاهِلِيَّةُ	الْجِبَالُ	الْجَحِيمُ	الْجَزَاءُ	الْجِسْمُ
ح	الْحَكِيمُ	الْحَيَاةُ	الْحُرُّ	الْحِكْمَةُ	الْحَرْبُ
خ	الْخَنَاسُ	الْخَبِيثُ	الْخِزْيُ	الْخِطَابُ	الْخَالِقُ

## Al-Huroof al-Qamariyyah, The Moon Letters

HARF	1	2	3	4	5
ع	الْعَتِيقِ	الْعَرْشِ	الْعِزَّةِ	الْعَزِيزِ	الْعَدَاوَةِ
غ	الْغَاشِيَةِ	الْغَمَامِ	الْغَرَقِ	الْغَنِيِّ	

## Al-Huroof al-Qamariyyah, The Moon Letters

HARF	1	2	3	4	5
فا	ذُو الْفَضْلِ	الْفَتْحُ	فَالْفَارِقَاتِ	الْفُرْقَانِ	الْفِرْدَوْسِ
ق	الْقُرْآنِ	الْقُدْسِ	الْقَوِيِّ	الْقُبُورِ	الْقَوَاعِدِ
ك	الْكَرِيمِ	الْكَوْنِ	الْكَفَّارِ	الْكَهْفِ	الْكِتَابِ

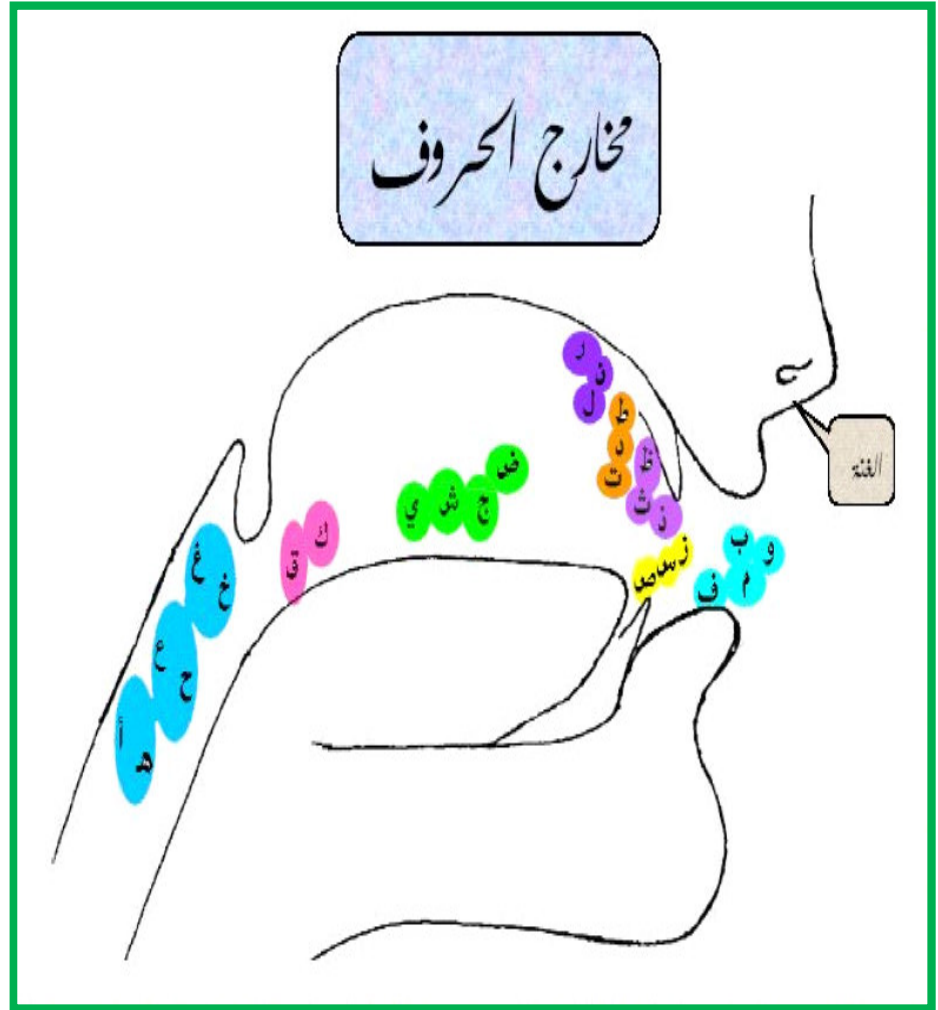
## Al-Huroof al-Qamariyyah, The Moon Letters

HARF	1	2	3	4	5
م	غَيْرِ الْمَغْضُوبِ			طَ الْمُسْتَقِيمِ	
و	الْوَارِثِ	وَالْوَثْرِ	الْوُدُودِ	الْوَعْدِ	الْوَسْوَاسِ
هـ	الْهُونِ	بِالْهَزْلِ	الْهِيمِ		
يـ	الْيَقِينِ	الْيَمِينِ	الْيَمِّ	الْيَوْمِ	

## Division-III has 10 Groups according to places of Articulation

**A consonant is a speech sound that is articulated with complete or partial closure of the vocal track**

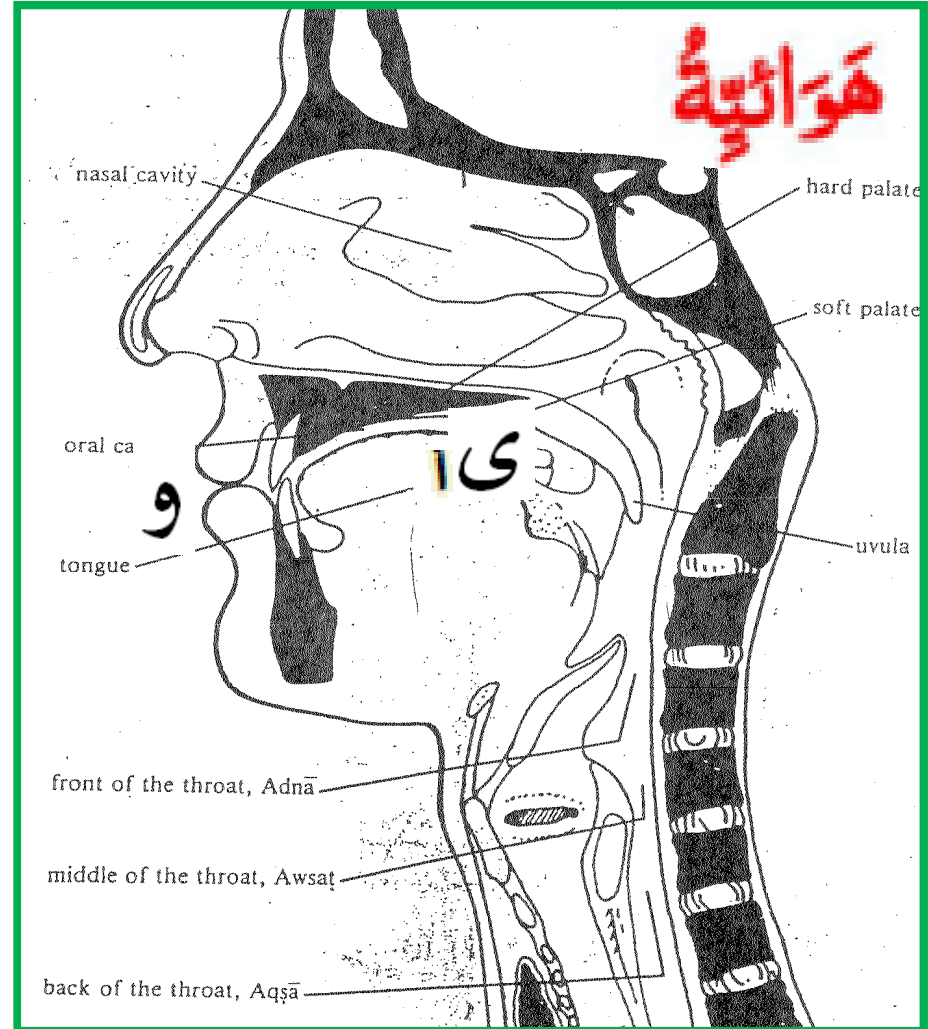
1. Aerial Letters (3)
2. Guttural Letters (Throat) (6)
3. Uvular Letters (2)
4. Palatal Letters (2)
5. Molar-teeth Letter (1)
6. Liquid Letters (3)
7. Dental Letters (3)
8. Gingival Letters (3)
9. Whistling Letters (3)
10. Labial Letters (3)



# Division-III has 10 Groups

## Group 1. Aerial Letters (Throat and Mouth Cavity)

و وَاو	أُ	During pronunciation the tongue is pulled back and lips rounded. Mouth is moderately open. Vowel is similar to English "U".
أَ الف	أَ	Arabic vowel "A" is pronounced from the cavity of the mouth and it is pronounced with slight sound of vowel "E".
يَا	إِ يَ	During pronunciation the tongue touches lower incisors and mouth is moderately open. Vowel is similar to English "I".

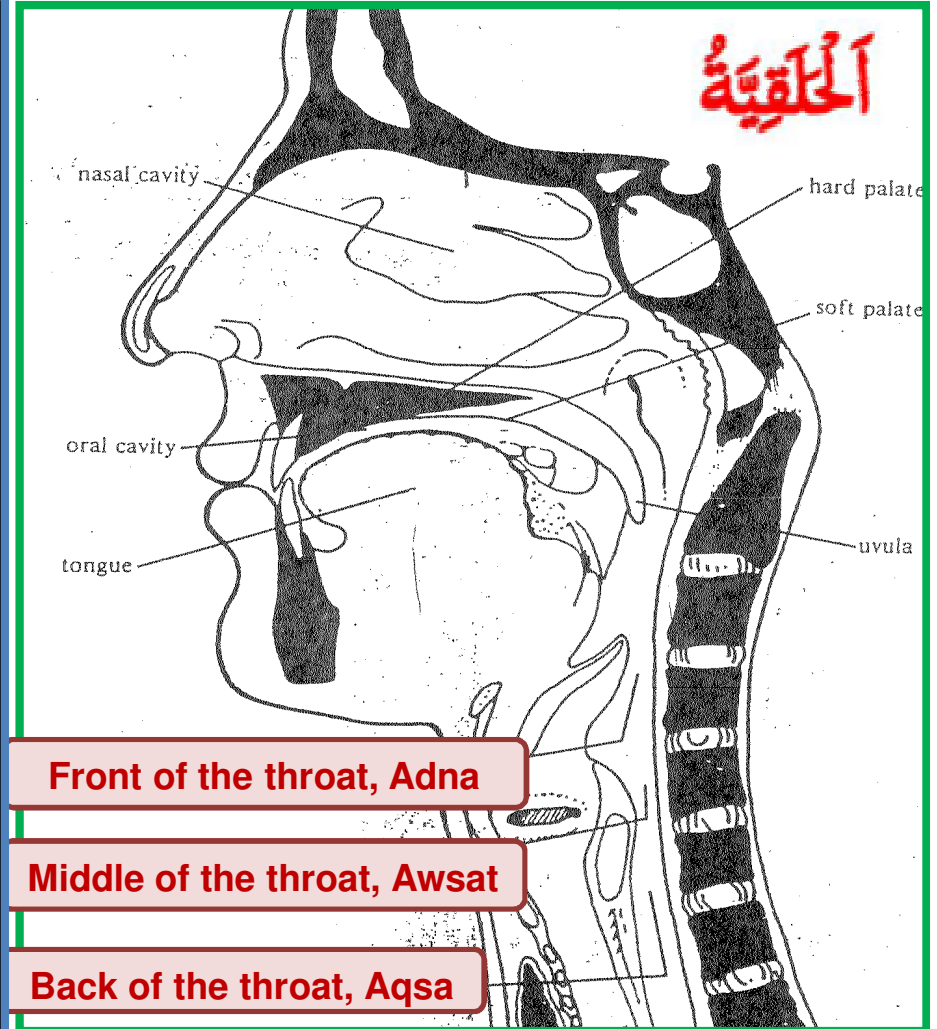




# Division-III has 10 Groups

## Group 2. Guttural Letters (Throat Letters)


Adna-upper	غ	أغ	Last part of lanuage is moved to soft palate and release of air from lungs produces harsh sounds with blinking fringes.
	خ	أخ	Last part of lanuage raised towards velum & air is pushed through narrowing producing a sound very similar to snoring.
Awsat-middle	ع	أع	Root & last part of tongue is pulled back, air is pushed & pharynx opens & tongue is moved forward with muscles of mouth clenched.
	ح	أح	Founded in the throat with a sharp narrowing of throat & by pushing air through the constriction.
Aqsa-lower	ء	أء	Vocal cords are firmly merged and the air from the lungs suddenly opens up this barrier deep in the throat making an explosive noise.
	ه	أه	The voice is deep gurrural. Vocal cords are moderately closed and the air from the lungs is gently pushed.




# Practice Lesson-2

Division III: Some of the ...

Group 1: Aerial



Group 2: Guttural



Group 1: Aerial Letters are: ...

يا

الف

واو

Group 2:  
Guttural  
Letters  
are ...

غ
خ

ع
ح

ء
ه

# Practice Lesson-2

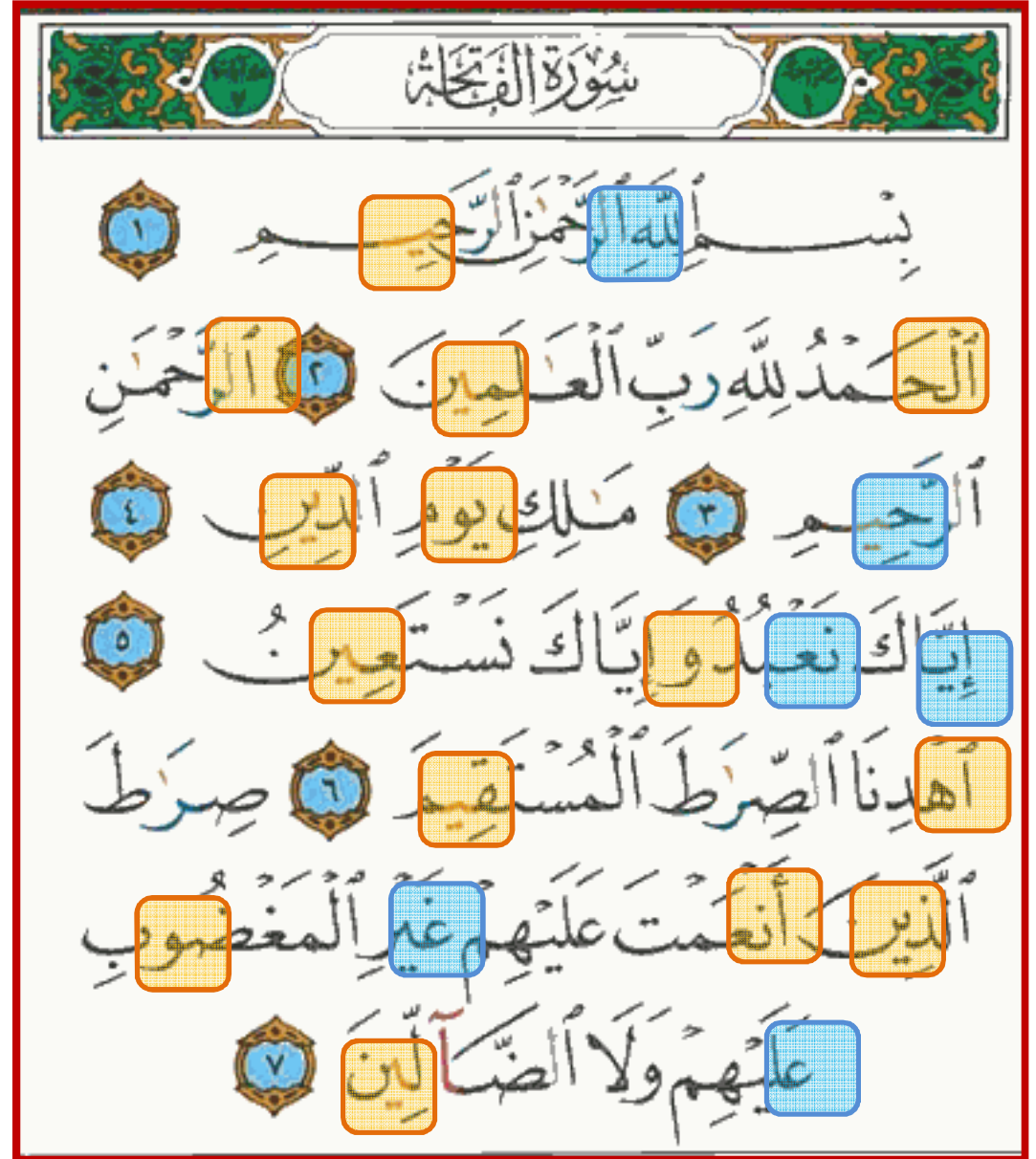

Division III:

Some of the ...

Group 1: Aerial



Group 2: Guttural



# Tajweed Course -- Curriculum

Lessons 1 & 2

1. Aadaab of Tilaawat-e-Qur-aan
  2. Definition of Tajweed & Tarteel
  3. Introduction to Arabic Alphabets  
First two Divisions and 2 groups of 3<sup>rd</sup>. Division
  4. The Makhaarij of Letters
  5. Tajweed Rules of Color Coded Qur-aan
  6. Rules of Qalqala
  7. Rules of Noon & Meem Mushaddadah
  8. Rules of Letter Meem Saakin
- (Complete Curriculum in Lesson-1 ...)

## Division-III has 10 Groups according to places of Articulation

### Lesson-2

1. Aerial Letters (3)
2. Guttural Letters (Throat) (6)

### Lesson-3

3. Uvular Letters (2)
4. Palatal Letters (2)

### Lesson-4

5. Molar-teeth Letters (1)
6. Liquid Letters (3)

### Lesson-5

7. Dental Letters (3)
8. Gingival Letters (3)

### Lesson-6

9. Whistling Letters (3)
10. Labial Letters (3)

# Surah-e-Fatiha

Please recite Surah-e-Fatiha for:

**Marhoomeen of Waziri family,**

and the Marhoomeen of:

all the Muhibbaan-e-Ahlul Bayt,  
the attendees of the program,  
the sponsor(s) of the program, and  
the publishers of this presentation.

[www.alischool.org](http://www.alischool.org)